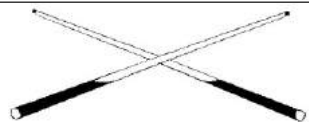


**METROPOLITAN SNOOKER
AND
BILLIARDS ASSOCIATION INC**
FOUNDED IN 1952 BY THE AMALGAMATION OF THE NORTH SUBURBAN
AND BRIGHTON DISTRICT AMATEUR BILLIARDS ASSOCIATION

**PLAYER STATISTICS
SUMMER SNOOKER**

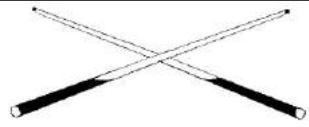
SUMMER SNOOKER 2017																										
After Round 20																										
Player	Played	Won	Lost	1	2	3	4	5	6	7	8	9	10	11	12	13	14	15	16	17	18	19	20	HB	B>20	%
Boronia RSL																										
Russell Burgess	51	26	25		2	1	2	3	1	2			0	1	1	1	0	0	2	3	1	3	3	0	0	51%
Mark Parker	54	26	28	1	0	3	1	2	1	2	1		2	1	2	1	1	2	1	1	1	3	2	21	2	48%
Bill Grant	51	22	29	1		1	2	2	2	2	1	2	1	2	2	2	1	0	1	0	0			0	0	43%
Mick Kirk	51	22	29	1	2		0	2	1	2	1	1	0	3	3		1	1	0	0	w	3	1	0	0	43%
Steve Perkins	9	5	4	2	2	1																		0	0	56%
Michael Lihgow	3	3	0								3													0	0	100%
Phillip Paull	6	4	2									1				3								0	0	67%
Antoine Osanz	12	8	4									1									3	3	1	22	1	67%
Burwood Invincibles																										
Peter Durack	42	21	21			2		1			2	1	0	1	1	3	2	3	1	2	2	0	0	35	4	50%
Casey Russell	33	16	17	1		1		2	1	3		1	2	2	2	0					3	0	0	23	1	48%
Jeff Goldsworthy	36	19	17	2		0	2	2	1	2	1		2	2				3	3	1	0			0	0	53%
Malcolm Trompf	51	26	25	2	0		1	1	1	2	2	1	1	2	2	2	0	3	3	3	0	2	2	24	1	51%
Shane Russell	36	13	23	1	0	2	0			2		2	2	1	0		2					0	1	0	0	36%
Steve Balmford	3	2	1		2																			0	0	67%
Lenard Cianfar	21	12	9		2		1		3		1	3	1			1								35	2	57%
Neil Hands	18	11	7													3		2	2	1	3	0		0	0	61%
Camberwell Cougars																										
Rod Berry	51	26	25	1	2	1	1	0			1	2	2	2	2	2	0	1	2	3	3	2	1	48	2	51%
Loyd Grosvenor	33	16	17		1	2	3		1		3	1	1		1	1			0	1	2			0	0	48%
Richard Shacknovis	33	15	18			0	1	1		1		3	2	2		1	1	0		3		w		21	1	45%
Jeetendra Bhika	12	5	7	2	0				2		1													0	0	42%
Elliott Katz	36	20	16	0			2	2	2	2		2		2	2	2	1	2	2		2	1	0	0	0	56%
George Skoulas	54	29	25	2	2	1	2	3	2	1	0	2	1	0	0	3	2	1	1	1		2	3	28	7	54%
Nikk Varvaris	18	8	10					2	2				0	0	0		2	2	2					0	0	44%
Dandenong Bandits																										
Ron Cole	57	31	26	1	1	2	2		1	1	0	2	0	2	3	2	3	1	0	3	3	1	3	47	5	54%
Brendan Taylor	54	30	24	1	3	2		2	2	1	1	1	3	2	3	1	2	0	0	2		1	3	44	13	56%
Mal Dexter	54	23	31	1	1	3	1	1	0	0	1	2	3	2	1	1		0	0	0	3	1	2	46	5	43%
Raja Chidhambaram	57	29	28	2	1	1	3	2	0		1	2	1	2	3	1	2	0	1	3	2	1	1	0	0	51%
Khalid Lahma	0	0	0																					0	0	0
Nabi	15	8	7				3	1		w							1	2						37	2	53%



**METROPOLITAN SNOOKER
AND
BILLIARDS ASSOCIATION INC**
FOUNDED IN 1952 BY THE AMALGAMATION OF THE NORTH SUBURBAN
AND BRIGHTON DISTRICT AMATEUR BILLIARDS ASSOCIATION

PLAYER STATISTICS SUMMER SNOOKER

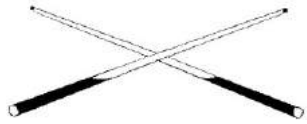
SUMMER SNOOKER 2017																											
After Round 20																											
Dandenong Diggers	Played	Won	Lost	1	2	3	4	5	6	7	8	9	10	11	12	13	14	15	16	17	18	19	20	HB	B>20	%	
Jim Naughton	54	25	29	1	2	0	1	1	2	2	2	1	2	1	0	2	2	1	2	0	3	0	0	46%			
Terry Worley	24	12	12		1			3	1	0									1		3	1	2	38	3	50%	
Ray Shorthouse	6	4	2	2		2																		23	1	67%	
Eddie Cristina	15	7	8	2	1	2	2	0																0	0	47%	
Pat Ferrucio	51	25	26	2	3	2	1	1	2	0	2	1	3	1	1	0	2	1	1			2		28	6	49%	
Troy Naughton	51	28	23				0	2	1	1	2	2	1	3	2	1	3	3	0	3	1	2		0	0	55%	
Darryl Tippet	39	22	17								2	2	2	2	2	2	2	2	2	2	1	1	1	87	13	56%	
Frankston RSL	Played	Won	Lost	1	2	3	4	5	6	7	8	9	10	11	12	13	14	15	16	17	18	19	20	HB	B>20	%	
Bill Lindsay	48	25	23		2		0		2	2	1		2	2	1	2	3	1	2	1	1	3	0	43	3	52%	
Terry Shiells	0	0	0																					0	0	0%	
David Prosser	6	2	4			0															2			0	0	33%	
Peter Gilligan	33	12	21	1	0			1			1	2						0	1	2	2	1	1	59	3	36%	
Alan Clews	51	26	25	1	1	2	2	1	2	2	1	1	3		1	1	1		3	3			0	22	1	51%	
George Emerson	51	27	24	3		2	1	2	2	2	2	1	0	2	2	0	2	1	3	1	1			0	0	53%	
Mike Poda	48	21	27	2	2	2	1	1	0	1		1	2	2	0	2	2	0				1	2	24	3	44%	
Ivan Ubaldi	3	0	3																					0	0	0%	
Hawthorn Wonders	Played	Won	Lost	1	2	3	4	5	6	7	8	9	10	11	12	13	14	15	16	17	18	19	20	HB	B>20	%	
Terry McEwan	45	26	19	2	2		2	2	2	3	3	1	2			0	2		2	1	2	0		0	0	58%	
Dave Sanguinetti	24	9	15	0	2	2	3			1	0			1					0						0	0	38%
Carlo Leoncelli	45	19	26	1		1	1	3				1			3	1	0	1	2	2	1	0	1	0	0	42%	
Laurie Greene	54	27	27		2	3	2	0	3	3	0	1	3	1	0	2	0	3		2	0	0	2	0	0	50%	
John Toth	48	25	23	0	3	1				3	2	3	0	3	1	1	0	3	1	2	2	0	1	21	1	52%	
Ron Mosely	24	14	10					3	1				2	1	2	2		2						0	0	58%	



**METROPOLITAN SNOOKER
AND
BILLIARDS ASSOCIATION INC**
FOUNDED IN 1952 BY THE AMALGAMATION OF THE NORTH SUBURBAN
AND BRIGHTON DISTRICT AMATEUR BILLIARDS ASSOCIATION

**PLAYER STATISTICS
SUMMER SNOOKER**

SUMMER SNOOKER 2017																												
After Round 20																												
	Played	Won	Lost	1	2	3	4	5	6	7	8	9	10	11	12	13	14	15	16	17	18	19	20	HB	B>20	%		
Nth Brighton	Played	Won	Lost	1	2	3	4	5	6	7	8	9	10	11	12	13	14	15	16	17	18	19	20	HB	B>20	%		
Tex Partridge	60	25	35	1	1	0	1	2	0	2	0	1	2	1	2	3	3	2	1	1	0	2	0	22	3	42%		
Ian Scott	39	12	27	1	1	1	0	1		w		0		3	1		1		0	1	w	0	2	0	0	31%		
Brian Remeus	18	10	8	2	0						3		1	w		2		2						25	1	56%		
Geoff Blick	48	20	28			0	0	2	2	2	2	1	2	2	1	2	0	1	0	2	2	1			0	0	42%	
Alan Farber	36	18	18	2	1	1	2	2	1	3		1		1	0	1	3						w		0	0	50%	
Theo Guinan	6	3	3						2				1												0	0	50%	
Colin Fawcner	3	3	0								3														0	0	100%	
Mark Melton	18	10	8															1	2	1	3	1	2		0	0	56%	
Nth Brighton Legends	Played	Won	Lost	1	2	3	4	5	6	7	8	9	10	11	12	13	14	15	16	17	18	19	20	HB	B>20	%		
Errol Aristodemou	12	6	6	2		2		1					1												0	0	50%	
Ameet Kumar	33	16	17					1	1	3				2	2	1		1		1	0	2	2		36	3	48%	
Jon Loughron	42	21	21	1	2		1	1	2	2	2	2	1	w	3		0		1	1	2				0	0	50%	
Shelly Ames	60	33	27	2	3	3	3	0	1	1	1	2	2	0	2	2	1	3	2	1	1	2	1		29	1	55%	
Paul Gardner	42	23	19	2	1	3	3	0	2	1				1	1	0	2	3	1		2	2			25	0	55%	
Graeme Worcester	39	19	20	0	1	2	2				2	0		2			1	2	2		0	3	2		36	5	49%	
Neil Allison	9	2	7					1			1					0									0	0	22%	
Nth Brighton Tigers	Played	Won	Lost	1	2	3	4	5	6	7	8	9	10	11	12	13	14	15	16	17	18	19	20	HB	B>20	%		
Trevor Lowther	21	9	12			2				1		1		3	0	0						2				0	0	43%
Mark White	9	0	9			0	0			0																0	0	0%
Bill Morgan	57	31	26	2	2	3	2		2	2	0	2	3	1	0	3	1	1	1	2	1	0	3		0	0	54%	
Eddie Spencer	6	2	4		0	2																				20	1	33%
Ralph Abdul	45	29	16	1				3	2	1			1	2	2	2	2	3	2	2	2	2	3			24	1	64%
Jeff Lock	57	32	25	1	1	1	2	2	2	2	3	0	0	2	2	3	3	3	2	2	1	2	1			25	3	56%
Ken Xu	0	0	0																							0	0	0%
Monti Lancaster	45	20	25	1	1		2	1		1	2	2	1				1	2	0	2	2		2			24	2	44%
South Oakleigh Stars	Played	Won	Lost	1	2	3	4	5	6	7	8	9	10	11	12	13	14	15	16	17	18	19	20	HB	B>20	%		
Eamonn Corbett	27	13	14					0	1	0	2		2	1			2	1				2	2			30	4	48%
Jim Ryan	39	21	18	2	1	3				1			2	1			2			1	2					27	2	54%
John Whitehouse	48	29	19	2	2		2	3	1		2	2	1		3	0		1	2	2	1	2	3			0	0	60%
Bob Cocciardi	33	19	14		3	2	0	1		1		2	2		3	2		2	1		1					0	0	58%
Kevin Young	45	24	21	2	3	3	1	2	1	1		0		1	1		3	2	3	2		1	1			23	1	53%
Gary Watkins	45	19	26	1	0	2	0	1		1	1			2	1	2		1	2	2	2	2	w			0	0	42%
Sth Oakleigh Snipers	Played	Won	Lost	1	2	3	4	5	6	7	8	9	10	11	12	13	14	15	16	17	18	19	20	HB	B>20	%		
Steve Harper	42	15	27	1	0	2		2	0		1	1	1	1	0	0		2	2	2	2	2				33	4	36%
Gavan Prendergast	45	20	25	3		1	1	0	2	2	2		1	0	1	1	2	2	2		0	2	1			35	9	44%
Christopher Eu	51	28	23	1	1		3	3	2	0	3	2		1	1	2	1	2	2	1	2	1	2			30	1	55%
Leo Guo	0	0	0																							0	0	0%
Luke Wescombe	54	29	25	1	3	2		2	2	0	2	2	0	2	2		3	1	1	2	0	2	2			0	0	54%
Gianni Mercuri	48	29	19	2	3	1	2	1		2	2	2	3	2		3	3	1	1	0		3	0			20	1	60%
Yarraville Gold	Played	Won	Lost	1	2	3	4	5	6	7	8	9	10	11	12	13	14	15	16	17	18	19	20	HB	B>20	%		
Joe Portelli	54	24	30	1	1	1	2	2	1	1	3	1	0	1	2	2	1	3	1	2	0	0	0			40	7	44%
John Farrugia	60	29	31	2	1	1	1	3	2	1	3	3	0	1	2	1	1	2	1	0	1	1	2			0	0	48%
Sebastian Folaumoeloa	9	4	5														2		1							0	0	44%
Austin Debono	27	14	13	2	3		3	2	1	1	0			1		1							w			0	0	52%
Loshaka Perera	3	3	0																							29	1	100%
Milch Petreski	39	21	18		2	3		0			1	2	2	1		0	2	2	3	2	1					0	0	54%
Henry Chetcuti	45	22	23	2		1	2		3	1	1	0	3	3	2	1		1		0		1	1			25	3	49%
Tony Chetcuti	0	0	0																							0	0	0%
Yarraville Utd Nations	Played	Won	Lost	1	2	3	4	5	6	7	8	9	10	11	12	13	14	15	16	17	18	19	20	HB	B>20	%		
Colin Douglas	39	21	18	1	0	2		1	3	1		2	3				1	1		1	2	3	1			0	0	54%
Jerry Dickman	45	22	23	2	3		1	1	1		0			2	2	1	1	1	1	1	3	3	0			0	0	49%
Lino Spiteri	42	21	21	3		0	3	0		1				2	1	2		0	2	1	3	1	2			28	2	50%
Warren Stevenson	30	15	15	3		1				1	2	1	3	0		3		0	2	1	3	1	0			24	1	50%
Paul Stone	24	16	8								3		2	2	2	2	3	2	0							30	3	67%



**METROPOLITAN SNOOKER
AND
BILLIARDS ASSOCIATION INC**
FOUNDED IN 1952 BY THE AMALGAMATION OF THE NORTH SUBURBAN
AND BRIGHTON DISTRICT AMATEUR BILLIARDS ASSOCIATION

PLAYER STATISTICS SUMMER SNOOKER

SUMMER SNOOKER		After Round 20																						
2017																								
Albert Scerri	12	6	6		2	1		2		1												0	0	50%
Gerry Farrugia	18	8	10		1	1		1	2	2		1										0	0	44%
Nikki Smales	30	17	13							2		1	1	3	1	3	1	2	2			25	2	57%