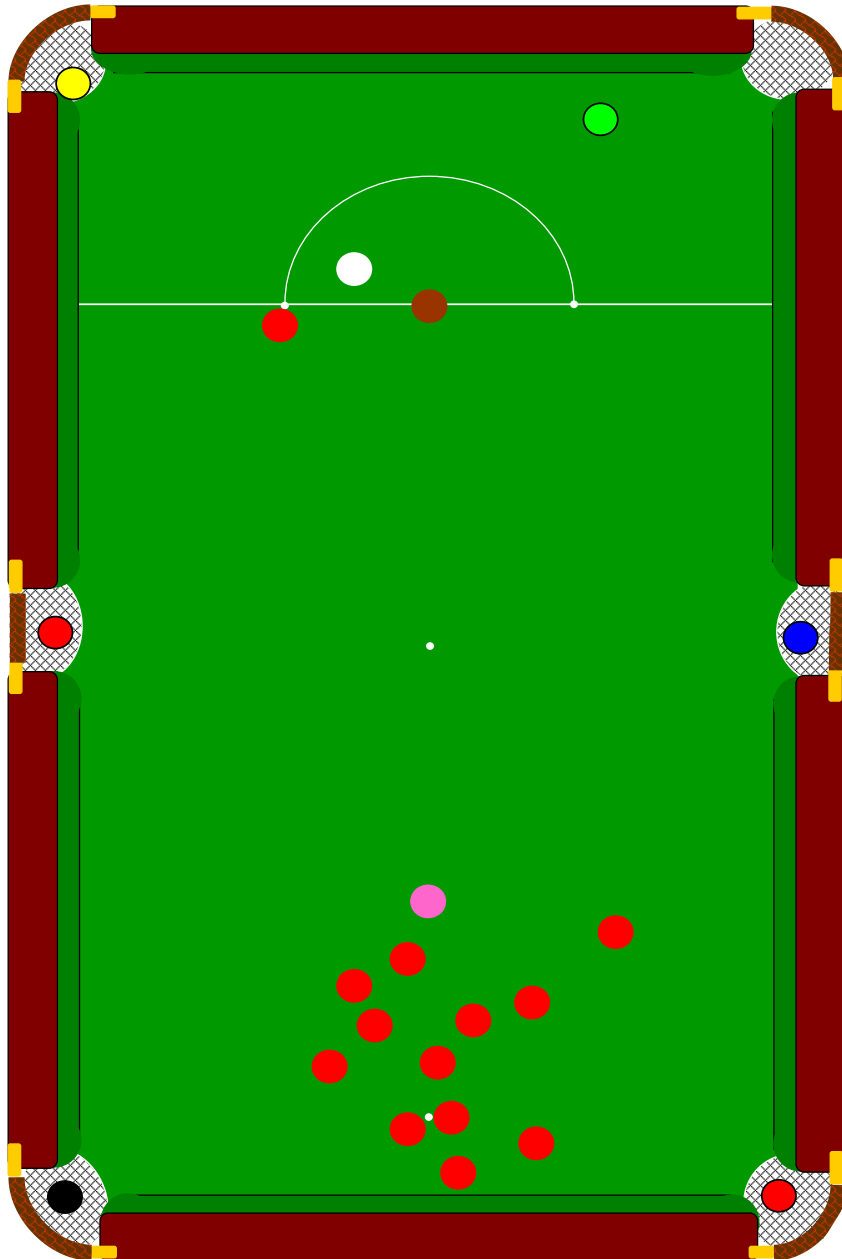


Fig.1



WHERE DO THEY ALL GO

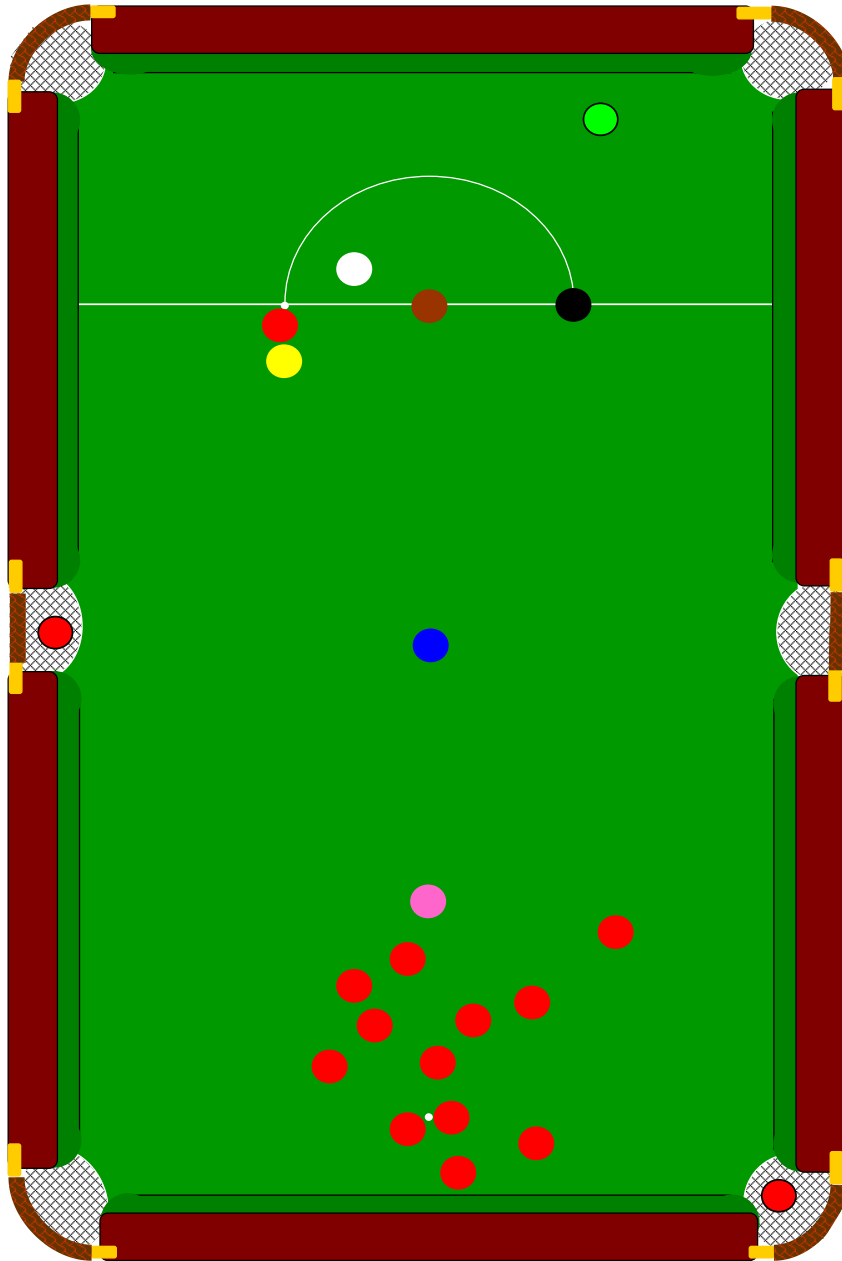
(Fig.1)

In a very unfortunate situation for the striker he has potted a red and ended up near the Baulk line, he decides to pot the Yellow as his colour but with force to try to achieve position on a red. In doing so and by a massive fluke he inadvertently pockets, not only the Yellow, but also the Blue and the Black. His turn at the table has, of course, ended but the referee is left with the scenario shown here and must re-spot all three pocketed colours.

By the way, the penalty is seven points as all the colours, including the black, were pocketed as a result of the same stroke.

Sec.3. R.12. (b) (iii)

Fig.2



THEY GO HERE

(Fig.2)

The first thing to remember is that if a pocketed ball has its own spot free then that ball takes precedence over all other balls.
Blue then, on the centre spot.

Sec.3. R.7 (j)

Next is that higher valued balls take precedence over lower valued balls. The highest spot available for the highest valued ball.
QED. Black on the left Baulk (Green) spot.

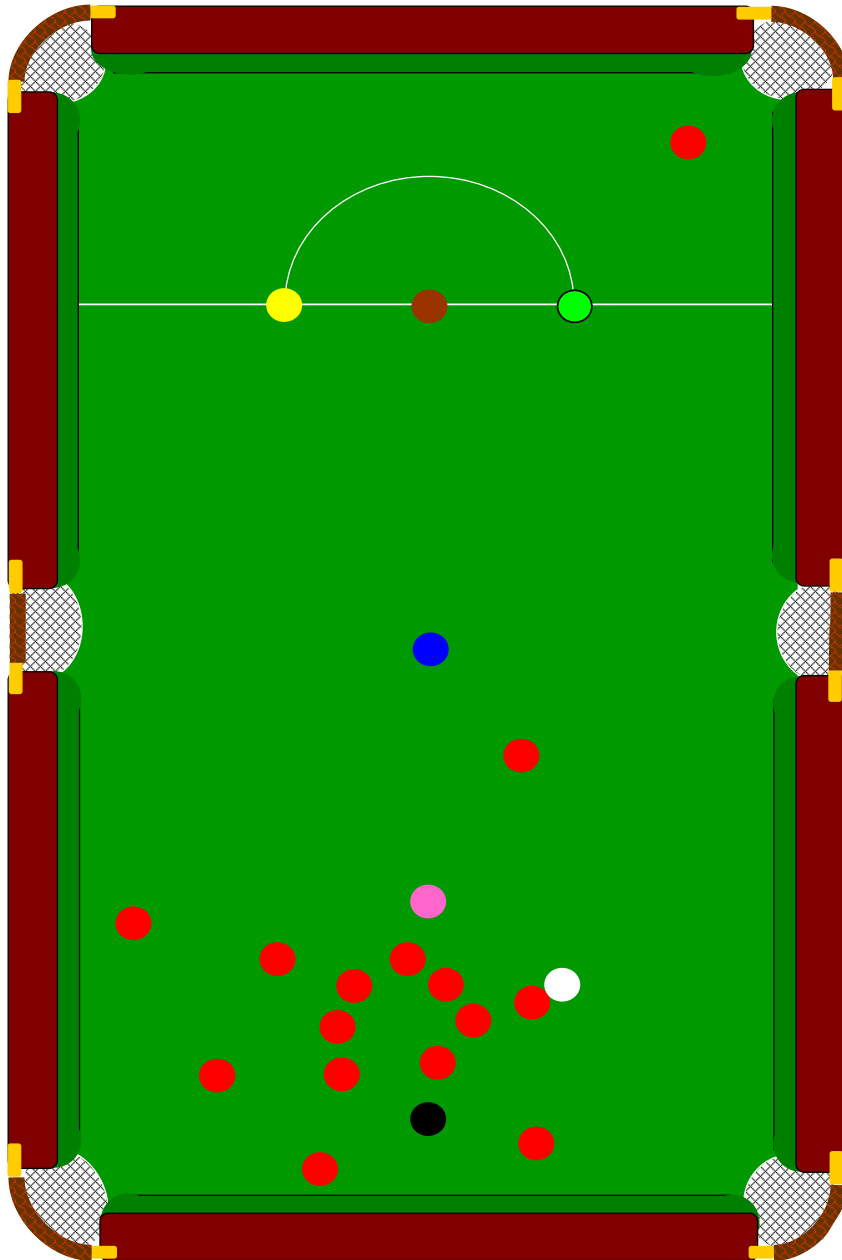
Sec.3. R.7 (d) & (e)

Finally, if no spots are available then the pocketed ball must be replaced on the table as close as possible to, and in front, of its own spot in a direct line with the top cushion.

Last and certainly least, the Yellow in front of the red ball that is partially obstructing its spot and without touching.

Sec.3. R.7 (f) & (h)

Fig.3



TOUCHING BALLS (RED)

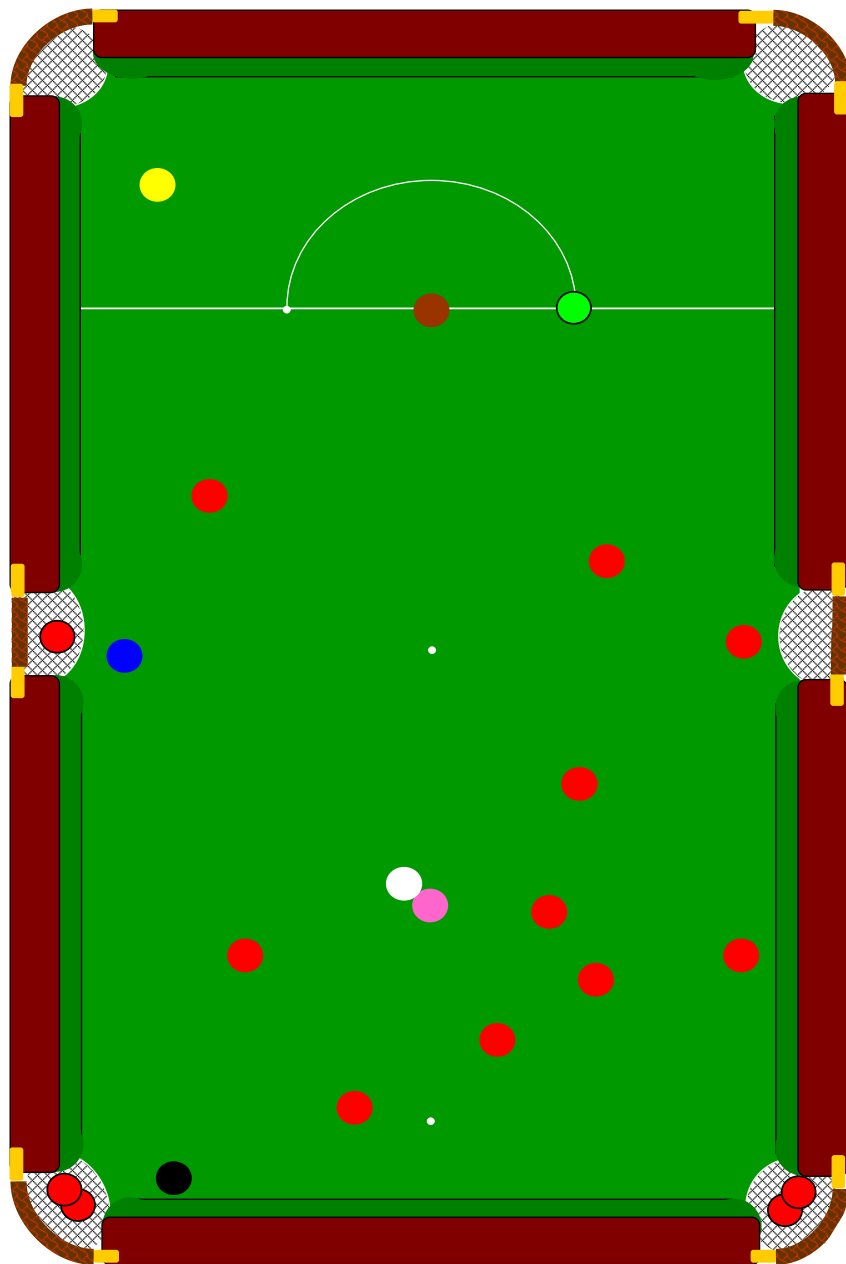
(Fig.3)

In the example shown the cue ball has come to rest touching a red, which is a ball on as nothing has yet been potted. The referee will call "touching ball"

The striker, in this situation, has the option of hitting the cue ball to any part of the table, striking any ball or balls of his choice or not, with no penalty. The proviso is that he does not disturb, in any way, the object ball that the cue ball is touching. He will be deemed to have hit the touching red even if he plays at another red, the one in Baulk e.g. He is under no obligation to nominate as with any other 'normal' stroke at a red.

Sec.3. R.8 (c) (i) (ii) (iii)

Fig.4



TOUCHING BALLS (COLOUR)

(Fig.4)

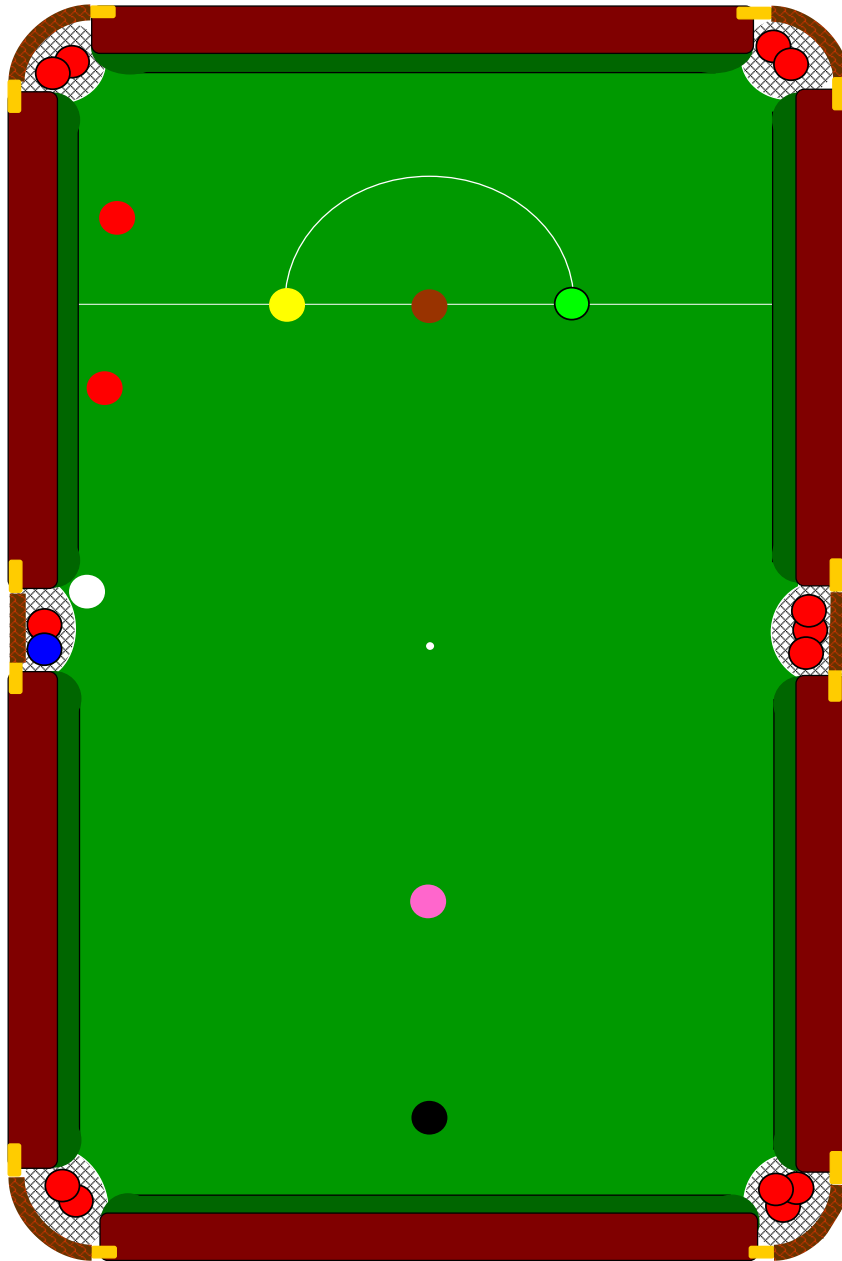
The balls, in this example, have come to rest as shown, with the cue ball touching the Pink. As the striker has potted a red, the Pink, and all other colours, are balls on. The referee will call

"touching ball, nominate please"

The striker's choices are that he can hit any coloured ball including the touching Pink. If he opts for the Pink he must play away from it without causing it to move and he will be deemed to have hit it without a foul or any penalty against, if he so nominates. He may otherwise choose to nominate and hit any other colour, but the referee is not a mind reader and must be informed of the choice.

Sec.2. R.12 (b)

Fig.5



YOU CAN ONLY BE SNOOKERED BY A BALL NOT ON

(Fig.5)

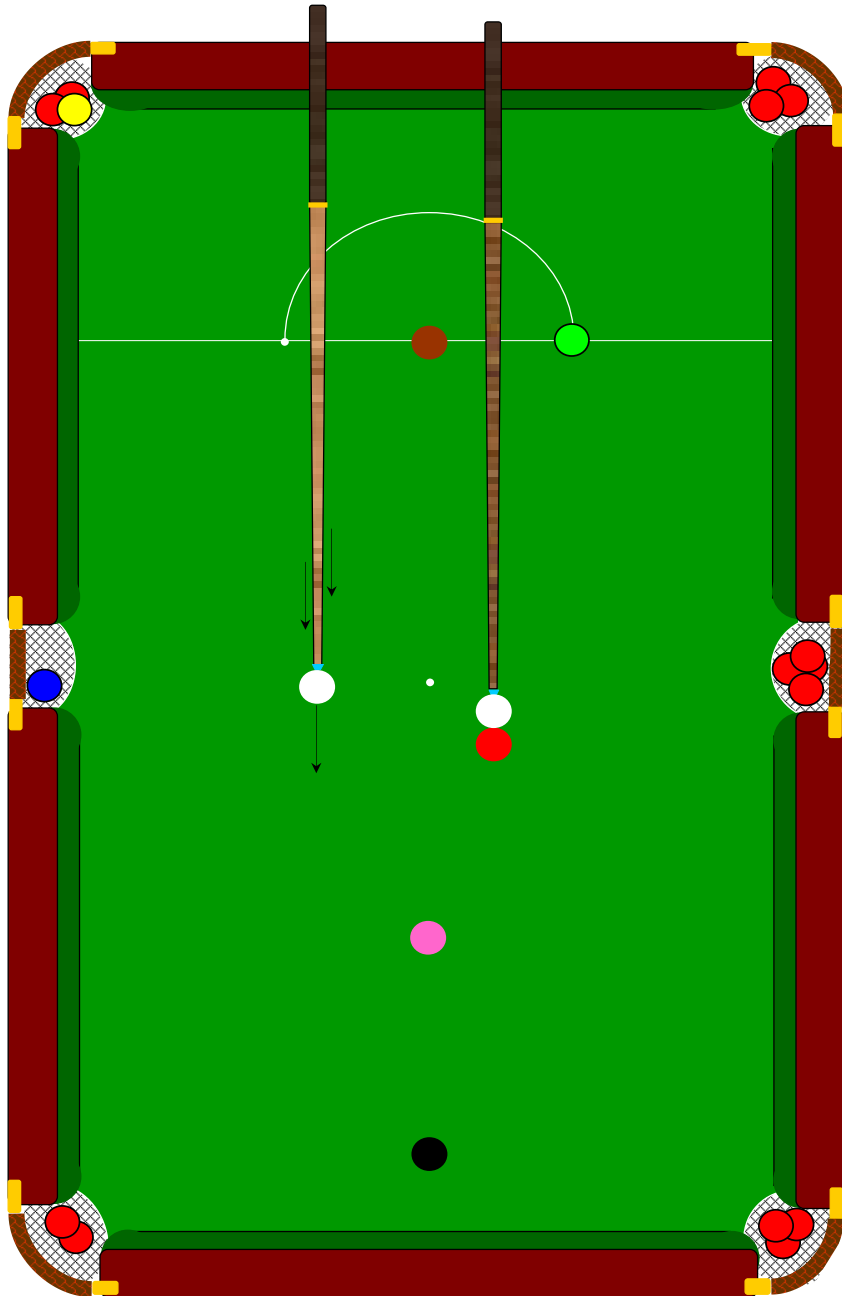
A player, on a red, has fouled by pocketing the Blue ball. The cue ball has come to rest in the jaws of the centre pocket as shown. His opponent asks the referee for a free ball as he is unable to directly strike a ball on after a foul.

How should the referee respond?

The answer is that it is not a free ball because a player cannot be snookered by a cushion. The incoming player's only options are to play the stroke himself or to ask his opponent to play again.

Sec.2 R.13, R.16 (e) & Sec.3 R.10

Fig.6



DON'T PUSH

(Fig.6)

A push stroke in snooker, as in all other cue sports, is not legal.

There are two definitions of a push stroke and both must be avoided.

1. If, as in the first example, the cue remains in contact with cue ball after it has started its forward motion, or
2. If the cue, the cue ball and the object ball are in contact at the same moment.

If it happens that the cue ball is very close to, but not touching, a ball on, the striker may still play at the ball providing that he hits the very finest edge of that ball. This can be determined with a little common sense as the cue ball will travel much further than the object ball and at a greater speed in such a stroke. In this instance it would not be deemed to be a push.

Sec.2. R.18 (a) (b)

Fig.7

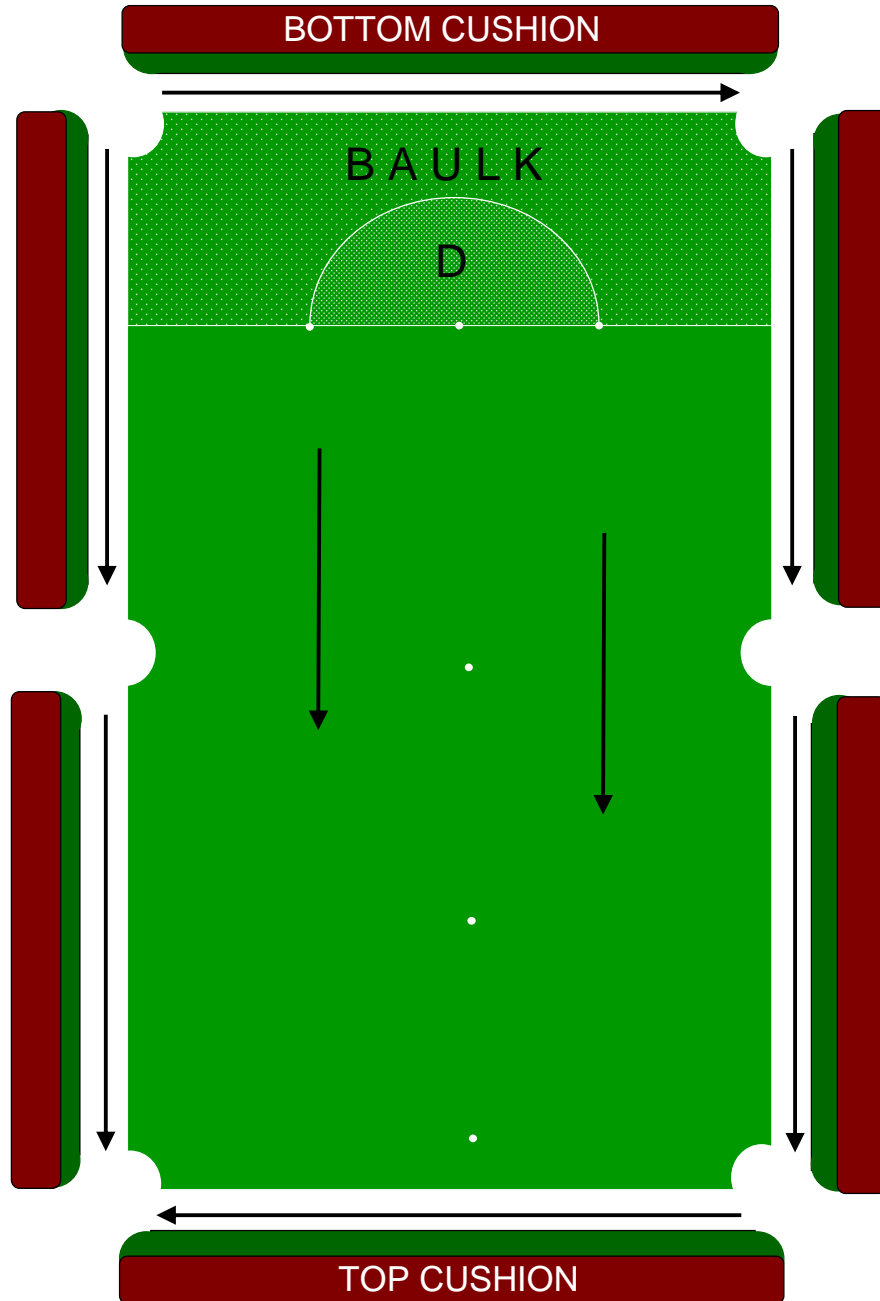


TABLE CARE

(Fig.7)

The nap of the cloth on a cue sports table always runs from the bottom or Baulk end of the table to the top.

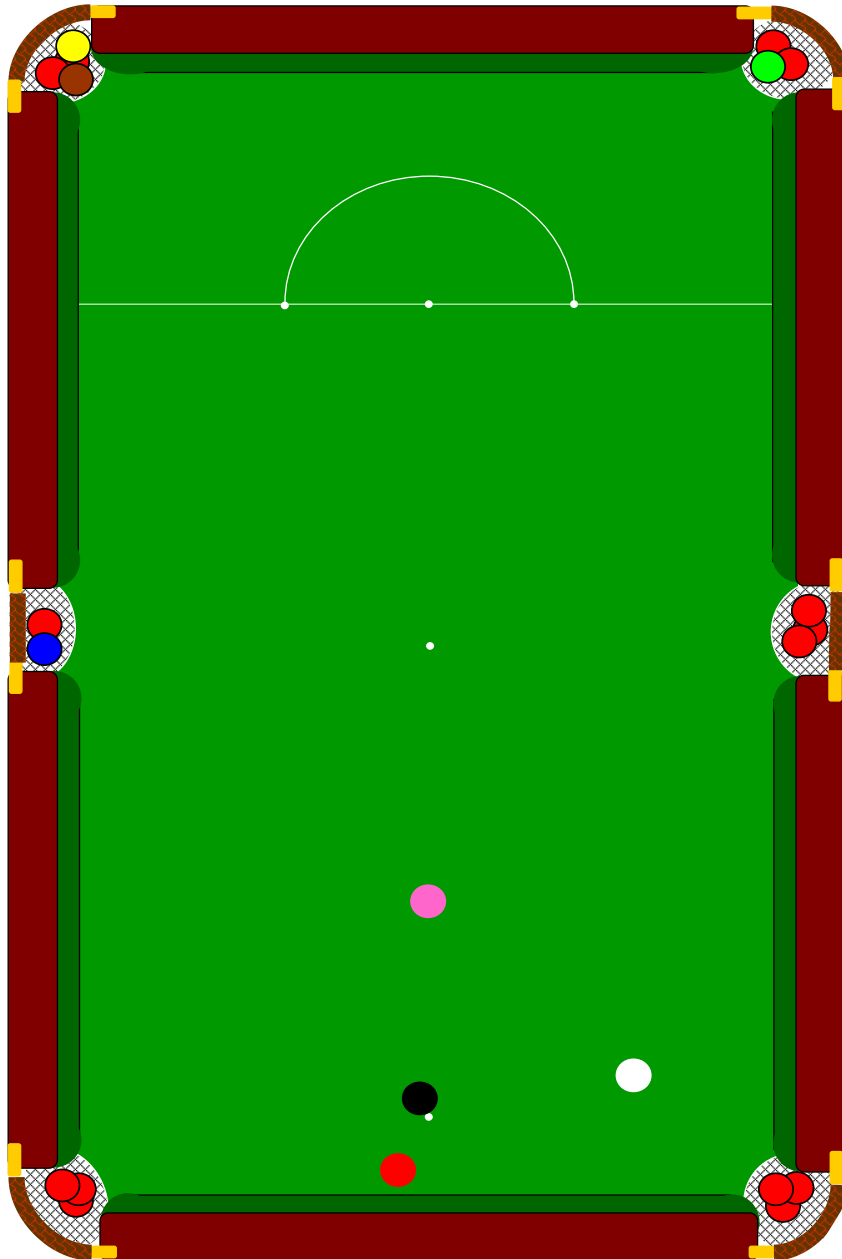
(Brunswick tables and some pool tables have a napless cloth)
The cloth of the cushions is of the same material and the nap on the side cushions should also run from bottom (Baulk) to the top.

The bottom cushion nap should run from right to left (from Yellow side to Green side) with the nap of the top cushion running the opposite way.

If you ever have occasion to brush a table or to remove heavy chalk marks always brush or wipe with the nap, towards the top cushion, never against the nap or even side to side.

When ironing tables always run the iron in one continuous sweep from the bottom cushion to the top cushion and overlap the runs to avoid lines showing.

Fig.8



OOPS!

(Fig.8)

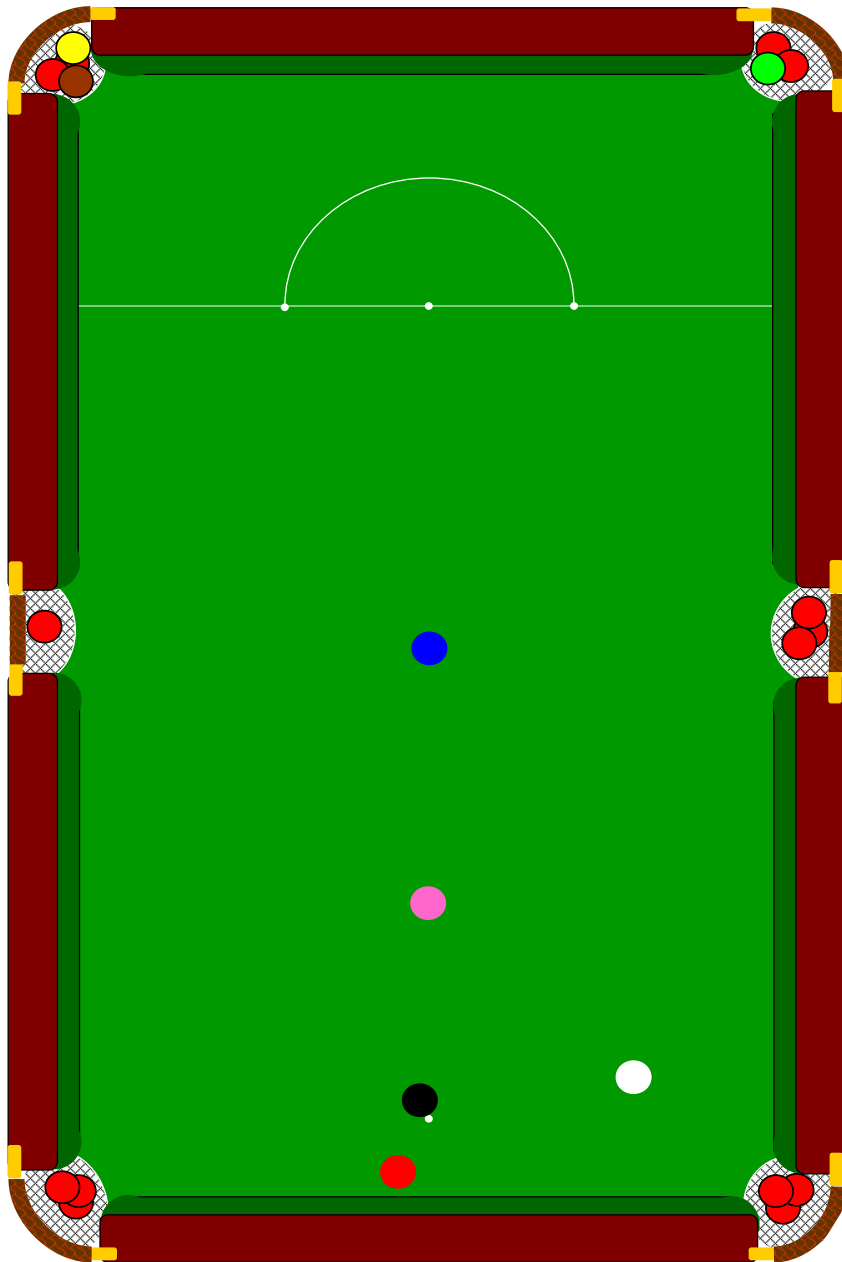
The striker has potted the Yellow, the Green, the Brown and the Blue in the correct sequence when the referee notices that the last red ball is still on the table tucked up behind the Black.

What do you do!

Here are some options.
(but only one is correct)

1. Replace all the coloured balls and the striker is then on the final red from the position left after potting the Blue, with no penalty. All points scored from potting the Yellow, Green and Brown are deducted.
2. Foul! Five points to the non striker who now becomes the striker. The Blue only is re-spotted and the ball on is the red.
3. Foul & a Miss! Seven points to the non striker who now becomes the striker. All coloured balls are re-spotted and the striker has all the usual options after a foul and a miss with the cue ball in hand.
4. The final red is removed from the table by the referee with no

Fig.9



OOPS EXPLAINED

(Fig.9)

Answer No. 2 is the correct one.

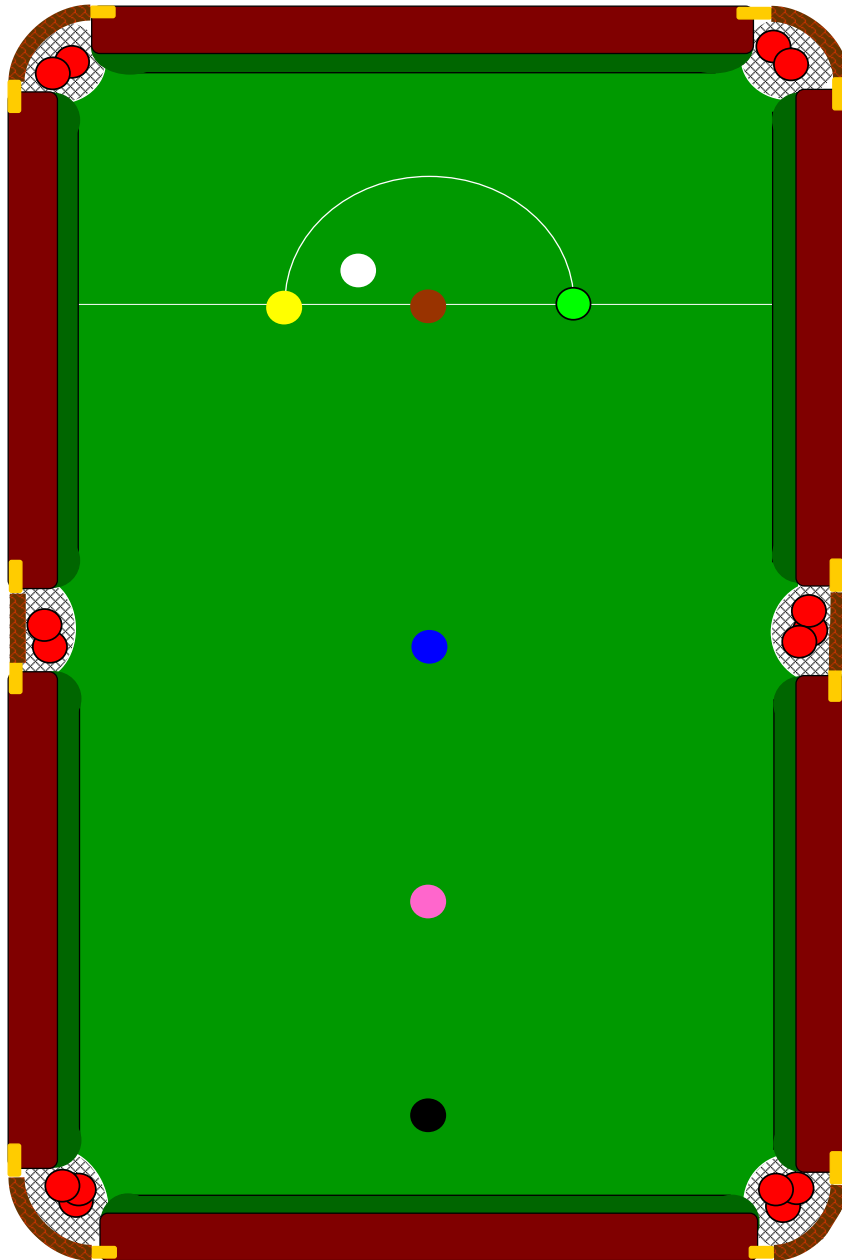
The Yellow, Green and Brown will count as any foul not awarded by the referee or claimed by the non striker is condoned. The Blue, as the last ball struck, is considered to be the ball fouled and the penalty is therefore five points.

As the first three colours are counted they naturally remain in the pockets but the fouled Blue is re-spotted.

The red is now the ball on and when it is potted the remaining colours become the balls on and if the nominated ball is potted it is then re-spotted and the remaining balls then become on in ascending order as normal.

Sec.3. R.1 (c) & R.3 (f) (ii)

Fig.10



WHERE DOES THE GAME STAND

'Going back to school' and learning one more table will be an invaluable help in keeping tabs on the state of a frame of snooker and whether penalty points are required by either player. If you remember that each red on the table is worth eight points potentially and that the value of all the colours is 27 points, then just by counting the reds left on the table and knowing your table (so to speak) you will instantly know 'where the game stands'. So with each red left on the table there are an extra eight points (plus the colours worth 27) available.

- 1 red = 35
- 2 reds = 43
- 3 reds = 51
- 4 reds = 59
- 5 reds = 67
- 6 reds = 75

Which is as far as you need to go because 75 is more than half the available maximum.

CLEAR THE POCKETS

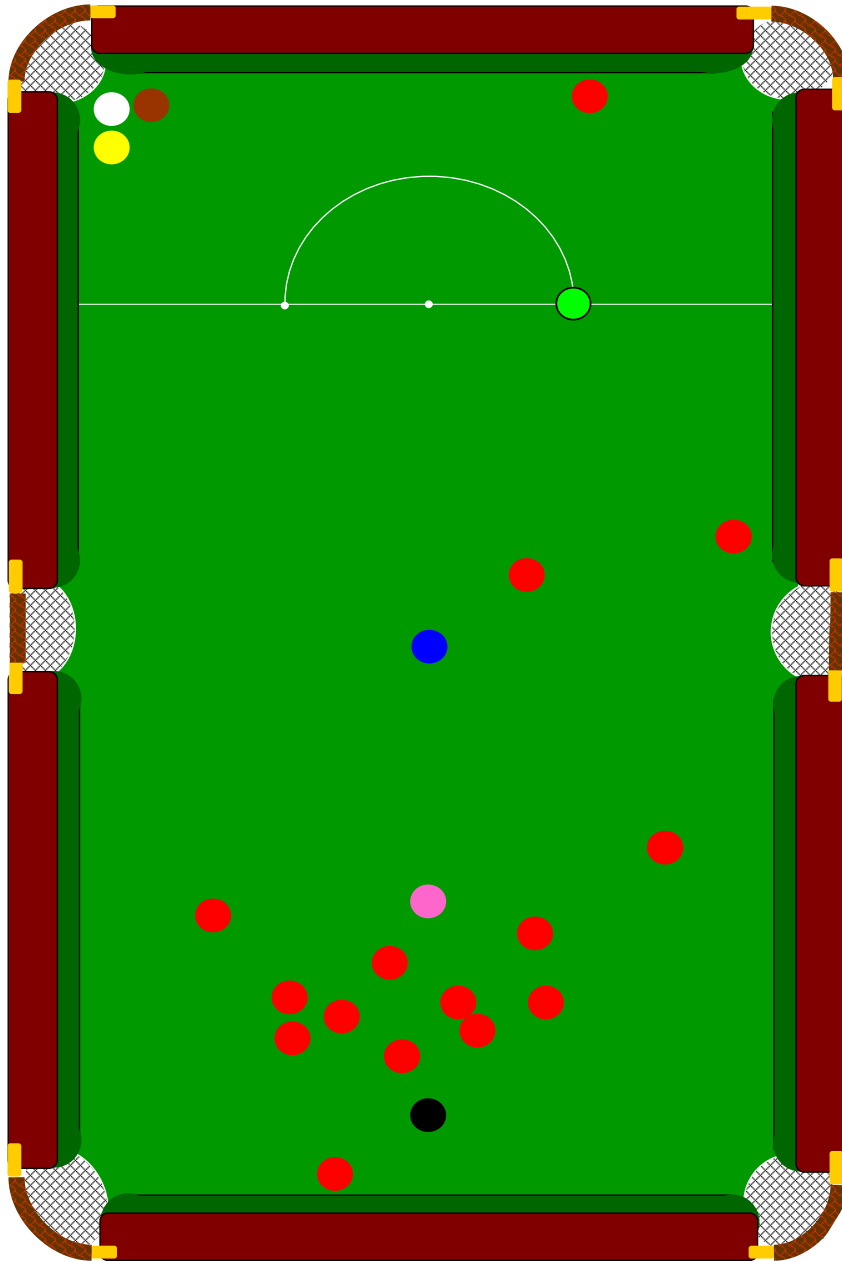
(Fig.10)

I have used this diagram to illustrate that there is enough room in 6 pockets to take 15 balls easily.

A referee fighting with pockets full of reds to retrieve colours for re-spotting slows down the game and makes the referee look

awkward

Fig.11



WHEN IS A MISS NOT A MISS

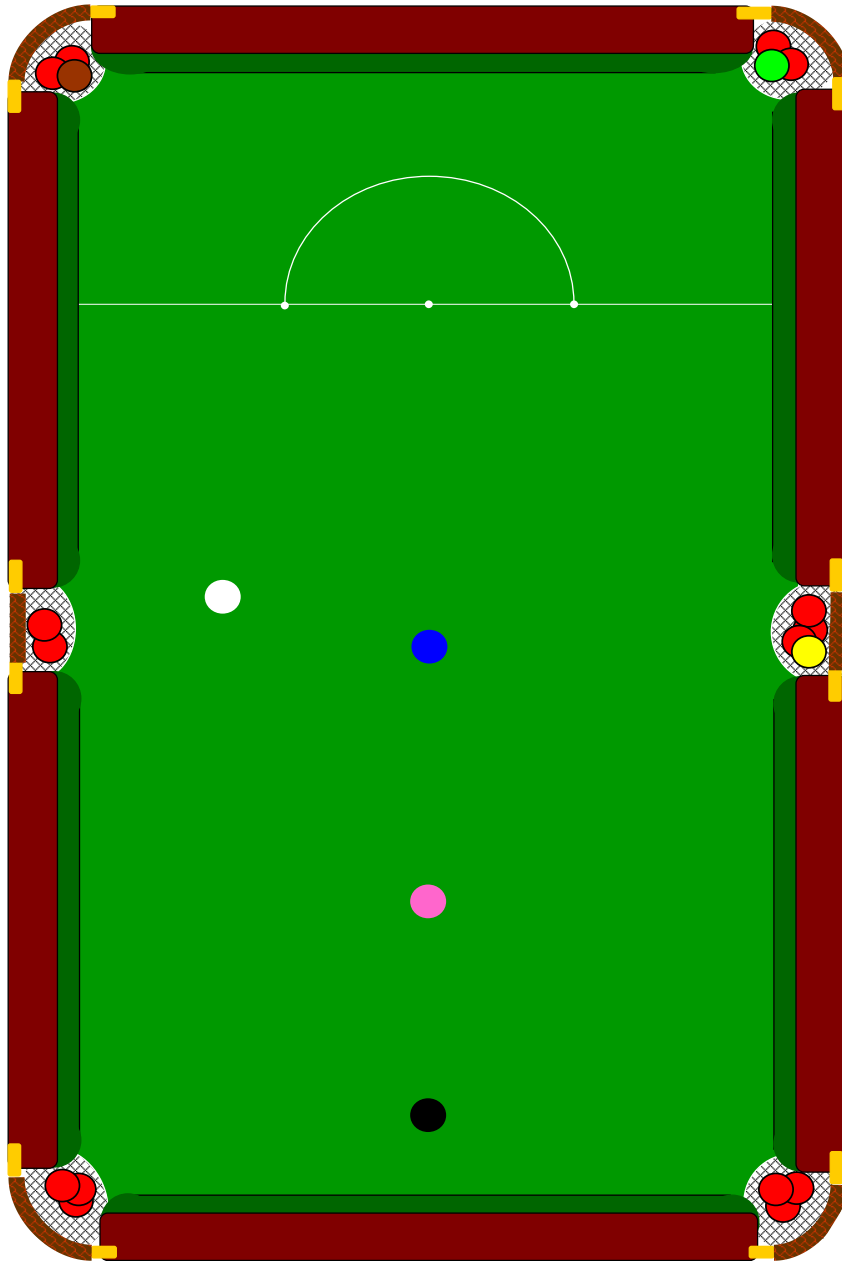
(Fig. 11)

When a situation occurs where the stiker is snookered and an escape is impossible.

Figure 11 shows just one such situation with the cue ball trapped behind balls not on and with no angles available to escape from behind them. Regardless of how many balls on are left on the table and how scattered or not they may be the striker is prevented by the rules of the game from hitting them fairly. In this and similar instances it will be deemed that the striker has fairly attempted to hit a ball on if he strikes the cue ball with sufficient strength and in the direction (directly or indirectly) of a ball or balls on to reach them even if he hits a ball not on with first contact.

In this and similar scenarios only a FOUL will be called but not a MISS.

Fig.12



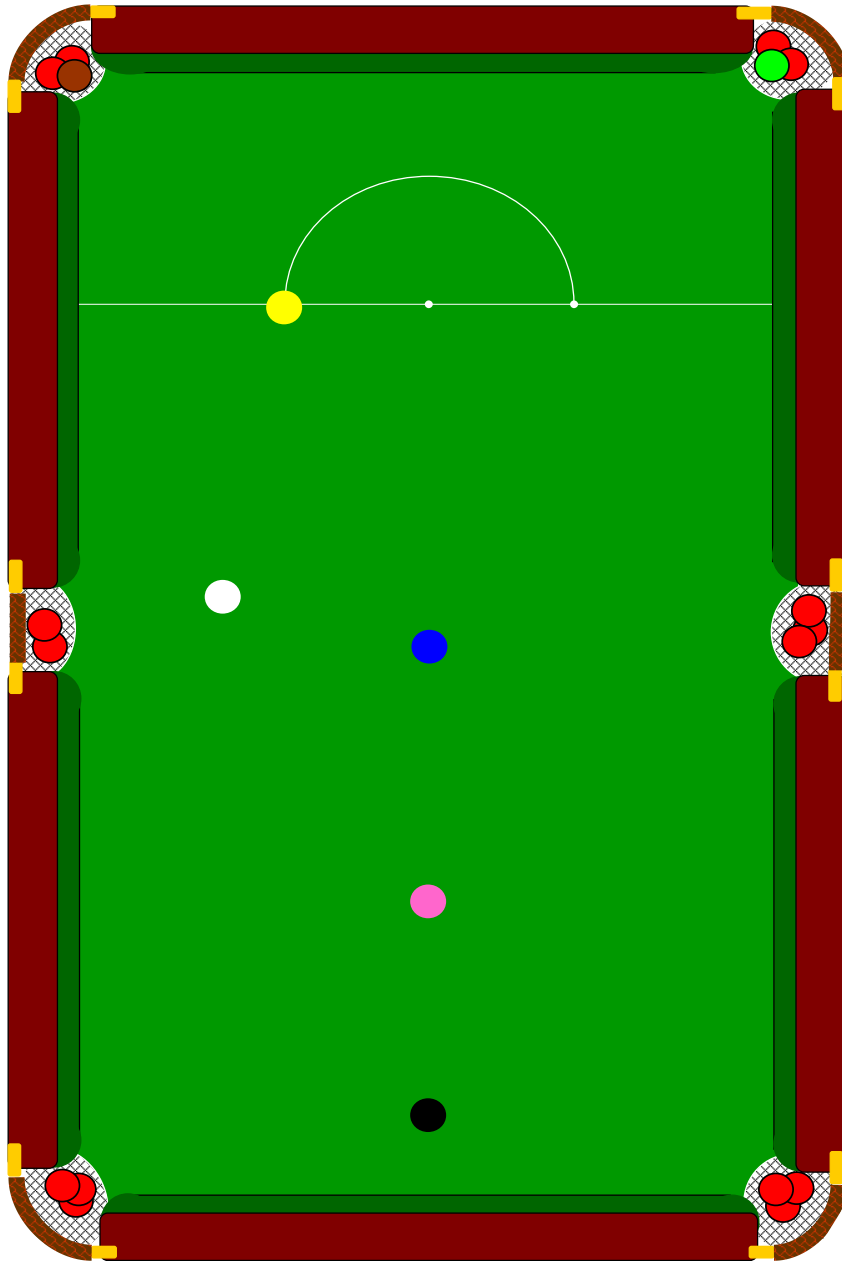
THE CORRECT SEQUENCE

(Fig.12)

A frame of snooker has entered its final stages with the striker having potted the final red, the Yellow, the Green and the Brown when it is brought to the attention of the referee, by the non striker, that he had failed to re-spot the Yellow ball as it was the striker's colour of choice after the final red and was therefore claiming a foul as the correct potting sequence had not been followed.

How should the referee address this situation?

Fig.13



THE CORRECT SEQUENCE

(Fig.13)

Firstly, the foul claimed by the non striker is denied as a player cannot be penalised because of a mistake by a referee.

The referee will immediately re-spot the Yellow ball which then becomes the ball on. The sequence to then complete the frame will be Yellow, Blue, Pink and Black. If the striker plays at the Blue, as he would normally after potting the Brown, it is a foul and he would be penalised 5 points and lose his turn at the table.

Sec.3. R.7. (a) & (c) (i)